

# FRAUD PROFILE

26,102

TOTAL CRIMES REPORTED  
APR 2018 TO MAR 2019



+15.9%

£59M

TOTAL VICTIM LOSSES  
APR 2018 TO MAR 2019



+45.7%



63%

OF REPORTS WERE FROM BUSINESSES

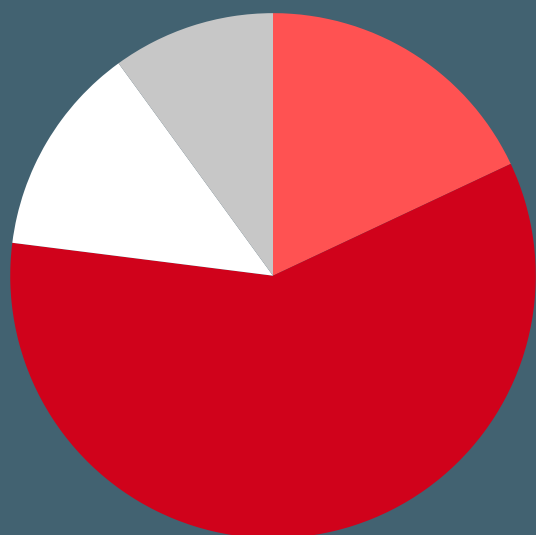


37%

OF REPORTS WERE FROM INDIVIDUALS



## BY VOLUME



- CHEQUE, PLASTIC CARD AND ONLINE BANK ACCOUNTS (59%)
- APPLICATION FRAUD (18%)
- TELECOM INDUSTRY FRAUD (13%)
- OTHER (10%)

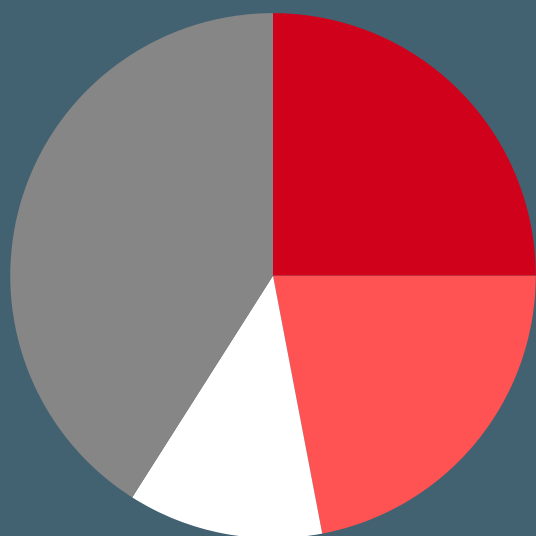
The category 'None of the above' has been excluded. The loss figures have been rounded to the nearest thousand (or hundred thousand over £1m).

## BY LOSS

- 1 £3.1M MANDATE FRAUD
- 2 £2.1M CORPORATE EMPLOYEE FRAUD
- 3 £1.1M CHEQUE, PLASTIC CARD AND ONLINE BANK ACCOUNTS



## BY VOLUME



- ONLINE SHOPPING AND AUCTIONS (25%)
- OTHER ADVANCE FEE FRAUDS (22%)
- COMPUTER SOFTWARE SERVICE FRAUD (12%)
- OTHER (41%)

The category 'None of the above' has been excluded. The loss figures have been rounded to the nearest thousand (or hundred thousand over £1m).

## BY LOSS

- 1 £9.5M OTHER FINANCIAL INVESTMENT
- 2 £2.4M OTHER CONSUMER NON INVESTMENT FRAUD
- 3 £2.2M DATING SCAM



84%

OF FRAUD WAS CYBER ENABLED

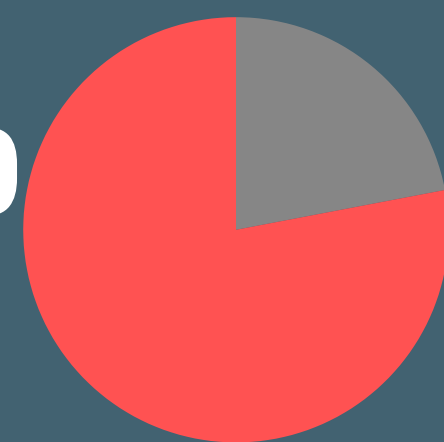
3



OUT OF 10 VICTIMS NEGATIVELY IMPACTED BY THE FRAUD

22%

OF FRAUD VICTIMS REQUESTED VICTIM CARE



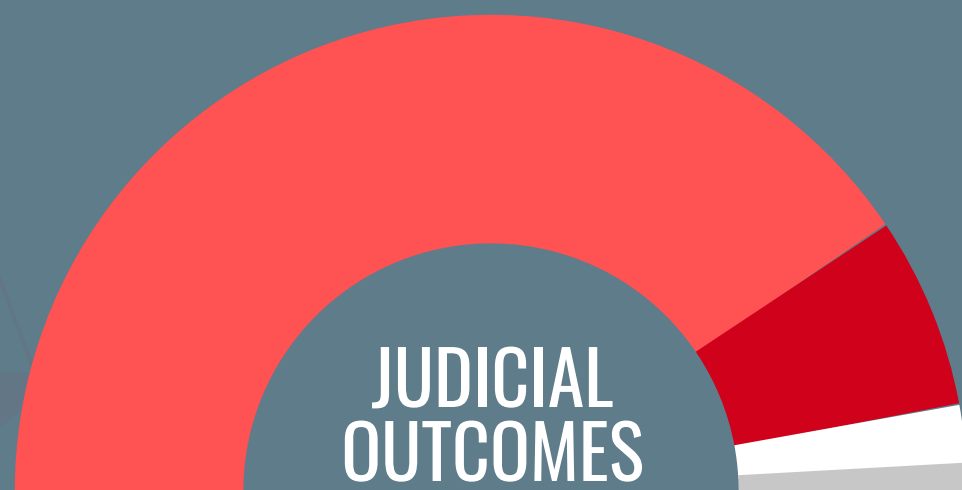
NO YES

1,037

DISSEMINATIONS FOR ENFORCEMENT

131

JUDICIAL OUTCOMES



Charged (81%) Caution (Adults) (13%) Community Resolution (4%) Others (2%)