

FRAUD PROFILE



5,817

TOTAL CRIMES REPORTED
APR 2018 TO MAR 2019



+15.6%

£8.9M

TOTAL VICTIM LOSSES
APR 2018 TO MAR 2019



+19.3%



59%

OF REPORTS WERE FROM BUSINESSES

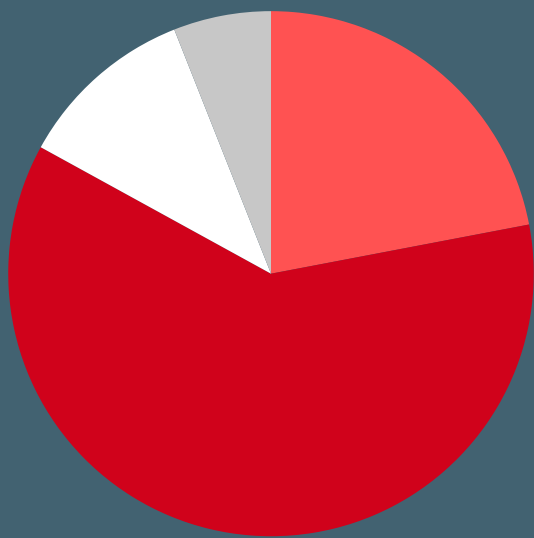


41%

OF REPORTS WERE FROM INDIVIDUALS



BY VOLUME



- CHEQUE, PLASTIC CARD AND ONLINE BANK ACCOUNTS (61%)
- APPLICATION FRAUD (22%)
- TELECOM INDUSTRY FRAUD (6%)
- OTHER (11%)

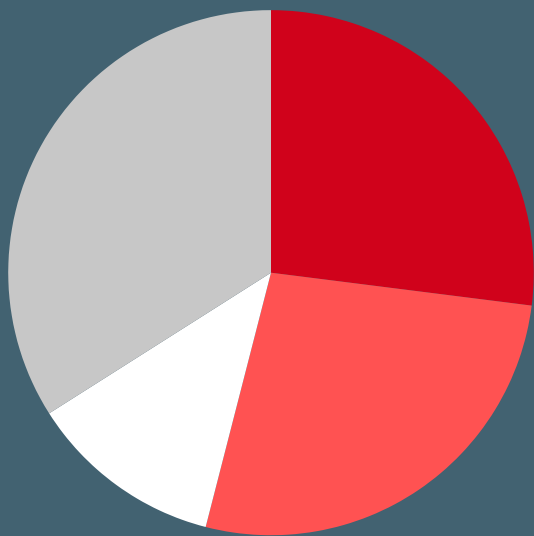
The category 'None of the above' has been excluded. The loss figures have been rounded to the nearest thousand (or hundred thousand over £1m).

BY LOSS

- 1 £1.7M FALSE ACCOUNTING
- 2 £565K CORPORATE EMPLOYEE FRAUD
- 3 £214K MANDATE FRAUD



BY VOLUME



- ONLINE SHOPPING AND AUCTIONS (27%)
- OTHER ADVANCE FRAUD (27%)
- COMPUTER SOFTWARE SERVICE (27%)
- OTHER (34%)

The category 'None of the above' has been excluded. The loss figures have been rounded to the nearest thousand (or hundred thousand over £1m).

BY LOSS


- 1 £984K OTHER FINANCIAL INVESTMENT
- 2 £429K OTHER CONSUMER NON INVESTMENT FRAUD
- 3 £377K OTHER ADVANCED FEE FRAUD



80%

OF FRAUD WAS CYBER ENABLED

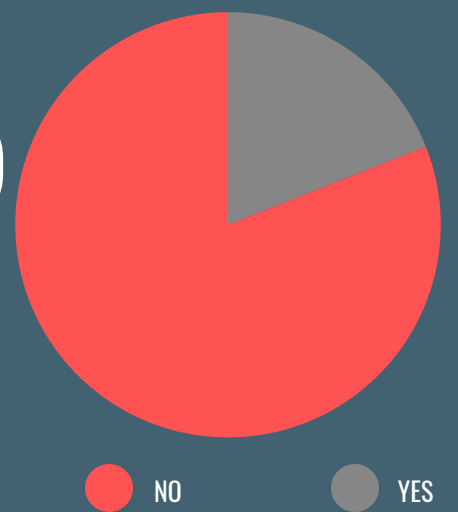
3



OUT OF 10 VICTIMS NEGATIVELY IMPACTED BY THE FRAUD

19%

OF FRAUD VICTIMS REQUESTED VICTIM CARE

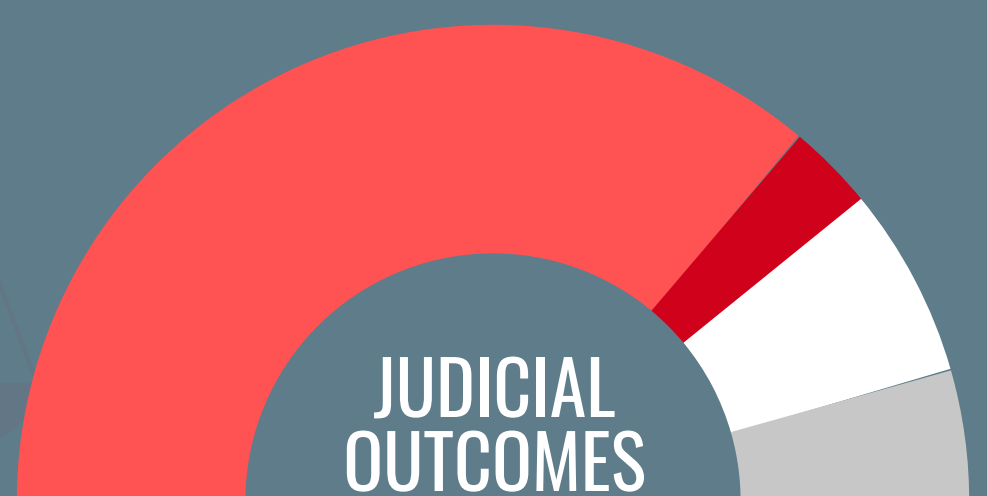


374

DISSEMINATIONS FOR ENFORCEMENT

53

JUDICIAL OUTCOMES



Charged (72%) Caution (Adults) (6%) Community Resolution (13%) Others (9%)