

FRAUD PROFILE



9,780

TOTAL CRIMES REPORTED
APR 2018 TO MAR 2019



+23.1%

£24.5M

TOTAL VICTIM LOSSES
APR 2018 TO MAR 2019



+97.7%



51%

OF REPORTS WERE FROM BUSINESSES

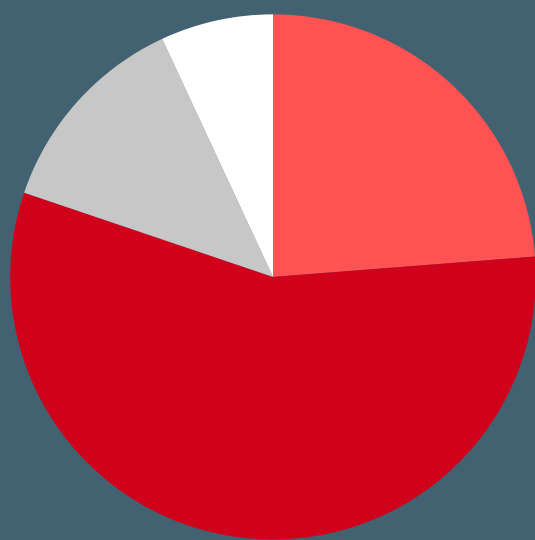


49%

OF REPORTS WERE FROM INDIVIDUALS



BY VOLUME



- CHEQUE, PLASTIC CARD AND ONLINE BANK ACCOUNTS (57%)
- APPLICATION FRAUD (24%)
- TELECOM INDUSTRY FRAUD (7%)
- OTHER (13%)

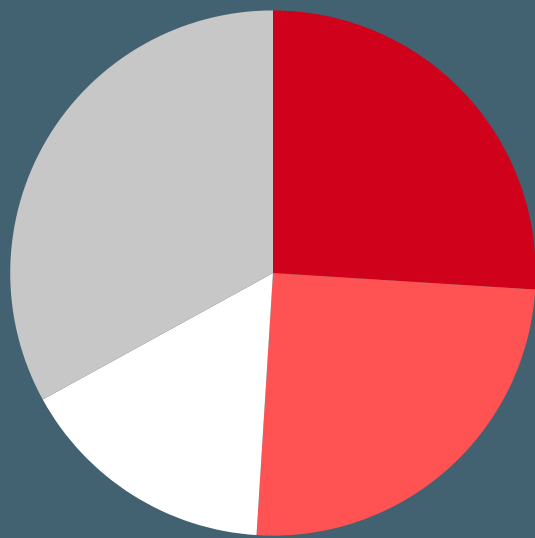
The category 'None of the above' has been excluded. The loss figures have been rounded to the nearest thousand (or hundred thousand over £1m).

BY LOSS

- 1 £954M MANDATE FRAUD
- 2 £397K CORPORATE EMPLOYEE FRAUD
- 3 £282K BUSINESS TRADING FRAUD



BY VOLUME



- OTHER ADVANCE FEE FRAUD (26%)
- ONLINE SHOPPING AND AUCTIONS FRAUD (25%)
- COMPUTER SOFTWARE AND SERVICE FRAUD (16%)
- OTHER (33%)

The category 'None of the above' has been excluded. The loss figures have been rounded to the nearest thousand (or hundred thousand over £1m).

BY LOSS


- 1 £4.1M FRAUD RECOVERY
- 2 £4M OTHER FINANCIAL INVESTMENT
- 3 £1.8M MANDATE FRAUD



77%

OF FRAUD WAS CYBER ENABLED

3



OUT OF 10 VICTIMS NEGATIVELY IMPACTED BY THE FRAUD

21%

OF FRAUD VICTIMS REQUESTED VICTIM CARE



NO YES

291

DISSEMINATIONS FOR ENFORCEMENT

80

JUDICIAL OUTCOMES



Charged (81%) Caution (Adults) (8%) Community Resolution (10%) Others (1%)