

FRAUD PROFILE



5,663

TOTAL CRIMES REPORTED
APR 2018 TO MAR 2019



+21.9%

£10.2M

TOTAL VICTIM LOSSES
APR 2018 TO MAR 2019



-2.6%



50%

OF REPORTS WERE FROM BUSINESSES

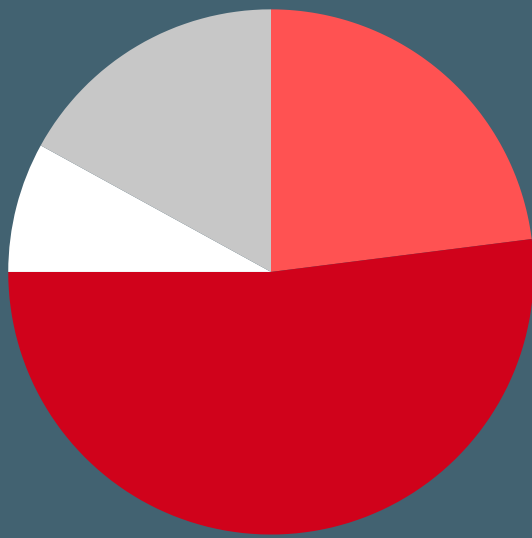
=

50%

OF REPORTS WERE FROM INDIVIDUALS



BY VOLUME



- CHEQUE, PLASTIC CARD AND ONLINE BANK ACCOUNTS (52%)
- APPLICATION FRAUD (23%)
- TELECOM INDUSTRY FRAUD (8%)
- OTHER (17%)

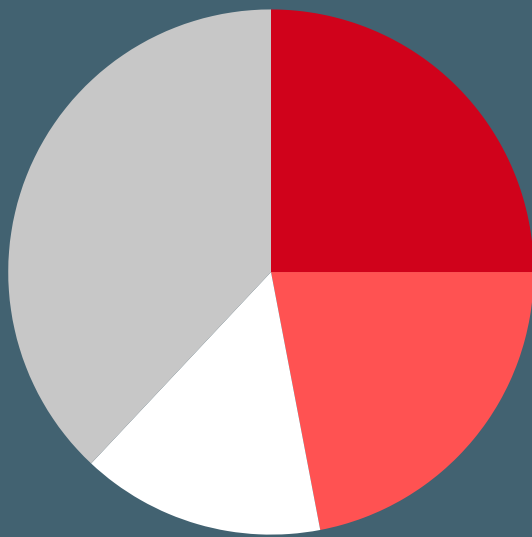
The category 'None of the above' has been excluded. The loss figures have been rounded to the nearest thousand (or hundred thousand over £1m).

BY LOSS

- 1 £1.3M MANDATE FRAUD
- 2 £530K APPLICATION FRAUD
- 3 £504K CHEQUE, PLASTIC CARD AND ONLINE BANK ACCOUNTS



BY VOLUME



- ONLINE SHOPPING AND AUCTIONS (25%)
- OTHER ADVANCE FEE FRAUD (22%)
- COMPUTER SOFTWARE SERVICE FRAUD (15%)
- OTHER (38%)

The category 'None of the above' has been excluded. The loss figures have been rounded to the nearest thousand (or hundred thousand over £1m).

BY LOSS


- 1 £625K OTHER FINANCIAL INVESTMENT
- 2 £555K MANDATE FRAUD
- 3 £545K DATING SCAM



78%

OF FRAUD WAS CYBER ENABLED

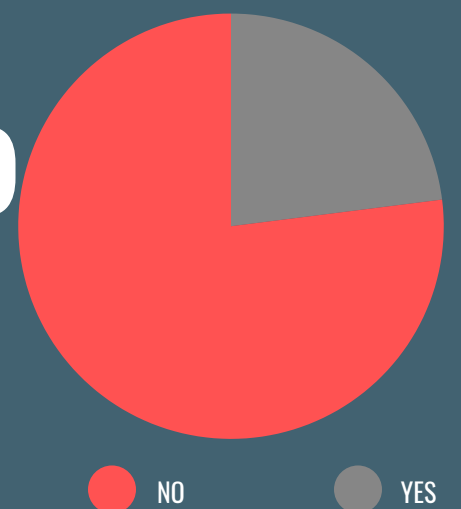
3



OUT OF 10 VICTIMS NEGATIVELY IMPACTED BY THE FRAUD

23%

OF FRAUD VICTIMS REQUESTED VICTIM CARE



171

DISSEMINATIONS FOR ENFORCEMENT

147

JUDICIAL OUTCOMES



Charged (77%) Caution (adults) (10%) Community Resolution (7%) others (6%)